




DigitAll **innovation**





The Samsung DigitAll Philosophy

DigitAll Convergence is at the heart of the Samsung philosophy. Digital refers to new advances in semiconductor technology that enable us to create products with more features, while at the same time driving down size, weight and power consumption. Convergence is the evolution of computers, cell phones, PDAs and other devices into a new generation of combination products. As a pioneering technology company, Samsung is a leader at both creating and bringing these products to market. The bottom line: You can expect more from Samsung ■



Meticulous attention to detail makes Samsung a leading provider of plasma displays.

DigitAll plasma



Our dedication to innovation has made us an industry-leader in plasma display technology.

Samsung's plasma display monitors represent the latest advancements in plasma display technology. We have the most sophisticated Research and Development facilities in the world. Those facilities enable us to create plasma displays that lead the industry in both picture quality and functionality. It's our commitment to remaining on the leading edge of technology that makes our plasma displays the smart choice for a wide variety of professional applications.



Our plasma displays are produced in the most advanced manufacturing facilities in the world.

Not just digital...**Samsung DigitAll!**


DigitAll **quality** display

Samsung's new plasma displays are some of the lightest on the market and incorporate the latest advances in video picture quality. Each measures a slim, 3.5" in depth for convenient placement just about anywhere. And they can be used to display a variety of input including video, PC, DTV and many others.

Thanks to a unique combination of advanced Samsung technologies, you're guaranteed superior picture quality. Colors will be brighter and images will jump off the screen with attention-grabbing power.

Need to display data? No problem. Samsung's unique Detail Enhancement ensures text and graphics stay sharp and clear no matter what type of input signal you supply. Our special signal processing circuitry is capable of scaling high-resolution images pixel by pixel for superior accuracy.

▪ **Constant color temperature (Always White Algorithm)** This technology delivers the best color reproduction by minimizing color temperature variation caused by changes in brightness.



▪ **Progressive Scan System** Displays all the lines progressively at once for stable, flicker-free images.




▪ **Anti-Reflection Screen** A multi-layered anti-reflection screen filter reduces screen reflections for more comfortable viewing in highly-lit environments such as airports, malls, control-centers, etc.

DigitAll **usability**



▪ **RS232C** Samsung's unique Multi-Display control software allows simultaneous control over several plasma displays from a single PC source.



▪ **Real Time Clock** Maintains the exact time even if the display becomes disconnected or a loss of power occurs.

▪ **On Screen Graphic User Interface** features easy-to-use, computer-like drop down menus.

Special Features for Dynamic Presentations



▪ **Digital Zoom** Enlarge any portion of the screen image up to 10 times. You can also freeze and pan images.



▪ **Picture-in-Picture** View a second video source in a smaller inset window. Switch between sources with the touch of a remote button.

DigitAll **functionality**

▪ **Advanced Compatibility** All Samsung plasma monitors come equipped with component, S-video and RGB/HV inputs. They're even PC-compatible with D-sub 15-pin PC inputs and a resolution of XGA or better.

▪ **Professional Performance You Can Count On** Samsung plasma monitors feature advanced Samsung technology that makes them uniquely suited for the rigors of professional use.

▪ **Auto Pixel Shift** Greatly reduces screen aging irregularities and burn-in caused by bright still images.

▪ **Cooling Fans** Whisper-quiet fans ensure reliable extended performance in even the most demanding environments.

Easy, Versatile Installation



▪ **Built-in carrying handle** simplifies handling during installation.

▪ **Optional Accessories** include a Table Stand Kit, a Wall Mount Kit, and matching speakers that attach directly to the plasma display.

▪ **Universal Remote** Every feature and function is at your fingertips.



PPM42S2 & PPM50H2

Versatile and stylish, the PPM42S2 plasma monitor is perfect for the conference room, tradeshow booths, retail stores, hotels and airport terminals. At a depth of just 3.5 inches, you can arrange this 42-inch flat panel monitor in any way you desire — on a stand, on a wall or hung from the ceiling. With PC, DVD and DTV inputs built-in, it offers true plug-and-play capability — and tremendous versatility to fit a multitude of uses ■

- 42" diagonal screen
- 16:9 aspect ratio
- 852 x 480 native resolution
- Slim design — only 3.5" deep



Samsung plasma displays feature a built-in 7W x 7W stereo audio amplifier with external speaker jacks for use with optional slimline speakers. You can attach speakers to the monitor, or stand them next to the monitor for a seamlessly integrated audio solution.

Featuring a native resolution of 1366 x 768 pixels and exclusive Samsung technologies such as our 3D noise reduction and digital detail enhancement, this stylishly designed monitor delivers distortion-free images and color that jumps off the screen. It's the monitor of choice for exacting, high-profile applications such as digital signage, multimedia presentations, and commercial displays ■

- 50" diagonal screen
- 16:9 aspect ratio
- 1366 x 768 native resolution
- Slim design — only 3.5" deep
- HDTV-ready

PPM42S2

PPM50H2

PPM63H1

Looking for the best way to really impress an audience? You've found it. With a 63-inch screen the Samsung PPM63H1 is the world's largest plasma display. Yet it's still only 3.5" deep. Perfect when you really want to make an impression, the PPM63H1 gets your message across with tremendous impact. You don't just see images. You experience them ■

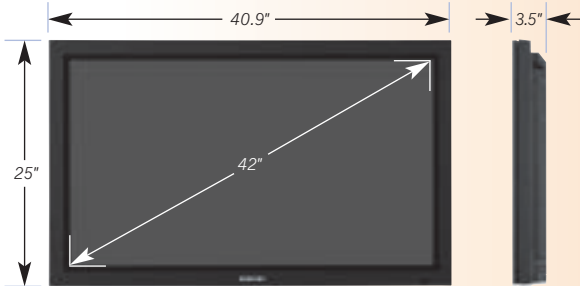
- 63" diagonal screen
- 16:9 aspect ratio
- 1366 x 768 native resolution
- Slim design — only 3.5" deep
- HDTV-ready



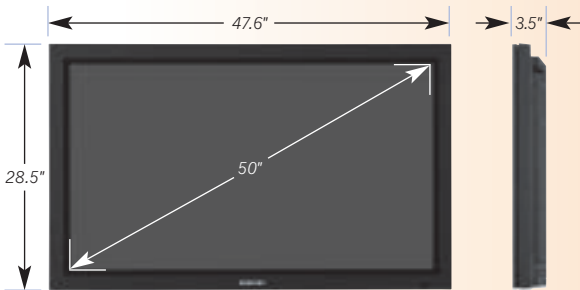
There are no distortions with Samsung plasma monitors, because the screen is perfectly flat. The clear and sharply-focused image extends to every corner.

Available **September 2002.**

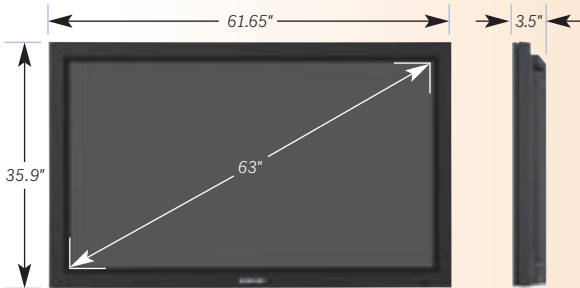
PPM63H1



PPM42S2 Front/Side view



PPM50H2 Front/Side view



PPM63H1 Front/Side view

For detailed information, visit www.samsungusa.com/plasma



Conference Room

Make powerful business presentations involving a range of signal sources, including computer graphics, VCRs, DVDs and more.

No matter what the application or venue, there's a Samsung plasma monitor to meet your exact needs. Below are just a few of the places where you'll find Samsung plasma monitors right at home.

A DigitAlldisplay for Any Environment

Tradeshow

With Samsung flexibility and easy connectivity, you can create short-term display environments with a minimum of setup time.



Retail

From showcasing the latest designer fashions to presenting the hottest videos, Samsung plasma displays are perfect for creating a stylish mood in retail environments.



Control Room

Clear text, eye-catching graphics and easy-to-install mounting options make Samsung plasma displays ideal for installation in control facilities.



We're Here to Help, When You Need Us
 All Samsung plasma displays come with our industry-leading 24/7 technical support. Just call 1-800-SAMSUNG for assistance.

On-Site Service

All Samsung plasma displays are backed by our 1-year limited warranty. We come to you, providing on-site service usually within two business days. (Restrictions may apply.)

Additional Product Information

Want to learn more about Samsung plasma displays? Visit our web site at www.samsungusa.com/plasma.


Protect Your Investment

Extended warranties are available for these Samsung Plasma displays. For more information call 1-866-542-7214 or ask your reseller.

Accessories



Tabletop Stand
SML420 (42"), SML500 (50")



Wall Mount
WML420 (42"), WML500 (50")

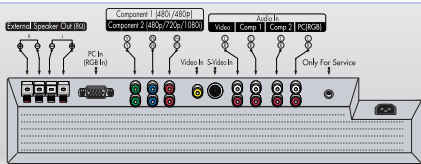


Speakers
PSL4210 (42"), PSL5010 (50")



Speaker Stand
SSL210 (common)

Terminal configuration



Terminal Configuration PPM42S2/PPM50H2

Model Name	PPM42S2	PPM50H2	PPM63H1
Ordering model #	PPM42S2	PPM50H2	PPM63H1
Panel	Diagonal size: 42" Screen aspect ratio: 16:9 Pixel pitch: 1.08 x 1.08mm Brightness: 650cd/m2 (typical) Contrast: 700:1 (typical) Output color: 16.7 million (256 RGB Levels) Viewing angle (H/V): 160° / 160°	50" 16:9 0.81 x 0.81mm 550cd/m2 (typical) 600:1 (typical) 16.7million (256 RGB Levels) 160° / 160°	63" 16:9 1.02 x 1.02mm 450cd/m2 600:1 16.7million (256 RGB Levels) 160° / 160°
Scanning frequency	Horizontal: 21.9~68.7KHz Vertical: 56~85Hz	31~80KHz 56~85Hz	31~80KHz 56~85Hz
Resolution	Active native resolution: 852 x 480 Recommended resolution: 852 x 480 PC signal compatibility: VGA-XGA Video signal compatibility: 480i, 480p, 720p, 1080i, C-Video, S-Video and RGB SD	1366 x 768 1366 x 768 VGA-SXGA 480i, 480p, 720p, 1080i, C-Video, S-Video and RGB HD	1366 x 768 1366 x 768 VGA-SXGA 480i, 480p, 720p, 1080i, C-Video, S-Video and RGB HD
Input terminals	Composite Video Component Video (480i, 480p, 720p, 1080i) S-video RGB 1 RGB 2 RS-232C	1 x BNC 3 x BNC (Y/Pb/Pr) 1 x DIN - 4pin 1 x mini D-sub15pin 5 x BNC (RGB/H/V) 1 x Mini Jack	
Output terminals	Speaker Out RS-232C	7W + 7W 1 x D-sub 9pin	
External control	Universal Remote Controller Built-In Keys (Power, Source, Menu, Volume, Select, Mute) RS232C (with Daisy Chain Out)		
Special features	Multi-layer Anti-Reflection Filter Auto pixel shift Digital noise reduction Progressive scan Variable aspect ratio (6 modes available: Wide, 4:3, Panorama, Stretch, Zoom 1, Zoom 2) Picture-in-picture Clock phase adjustment Real time clock Digital Power Management System Digital Zoom (up to 10x, pan and freeze)		
Ventilation	4 Fans to reduce heat effectively (Fan noise: under 43dB) 100 ~ 240V(50 ~ 60Hz)	5 Fans to reduce heat effectively (Fan noise: under 43dB) 100 ~ 240V (50 ~ 60Hz)	5 Fans to reduce heat effectively (Fan noise: under 43dB) 100 ~ 240V (50 ~ 60Hz)
Power requirement	310W	540W	720W
Power consumption	40.9 x 25 x 3.5 inch (without stand)	47.6 x 28.5 x 3.5 inch (without stand)	61.65 x 35.9 x 3.5 (without stand)
Dimension (W x H x D)	70.5lbs (without stand)	92.4lbs (without stand)	154lbs (without stand)
Weight	32° ~ 104°F		
Operating condition	Temperature: 20~80%, RH, noncondensing Humidity: 6500 feet Altitude:		
Warranty	1 year parts and labor, on-site service. Extended warranty available (through resellers)		
Safety regulations	UL, CSA, FCC Class A		
Included accessories	Power cable, PC signal cable (analog 15-pin), Remote Controller, S-video cable, RS232C cable, Installation CD		
Optional accessories	Tabletop stand: SML420 Wall mount: WML420 Speakers: PSL4210 Speaker stand: SSL210 Extended warranty: EXWARRANTY42	SML500 WML500 PSL5010 SSL210 EXWARRANTY50	SML630 WML630 EXWARRANTY63

PC signal compatibility

Resolution	42"	50"	63"	Vertical (Hz)	Horizontal (kHz)
VGA	640 x 350	0	0	70	31.5
		0	0	85	37.9
	640 x 400	0	0	85	37.9
		0	0	70	31.5
	720 x 400	0	0	85	37.9
		0	0	75	37.5
SVGA	640 x 480	0	0	60	31.5
		0	0	73	37.9
		0	0	75	37.5
		0	0	85	43.3
	800 x 600	0	0	56	35.2
		0	0	60	37.9
WVGA		0	0	72	48.1
		0	0	75	46.9
		0	0	85	53.7
	848 X 480	0	0	60	29.8
		-	0	72	35.1
		0	0	75	36.0
SXGA		0	0	85	37.0
		0	0	60	31.8
		0	0	70	56.5
		0	0	75	60.0
		0	0	85	68.7
		0	0	75	67.5
WXGA	1152 x 864	-	0	60	64.0
	1280 x 1024	0	0	75	80.0
		0	0	60	47.7
	0	0	75	60.1	
	0	0	60	48.2	

© 2002 Samsung Electronics America, Inc.

© 2002 Samsung Electronics America, Inc. Specifications and design are subject to change without notice. Non-metric weights and measurements are approximate. All brand, product, service names and logos are trademarks and/or registered trademarks of their respective manufacturers and companies. Simulated screen images. Printed in USA ■ 5/02 Rev1